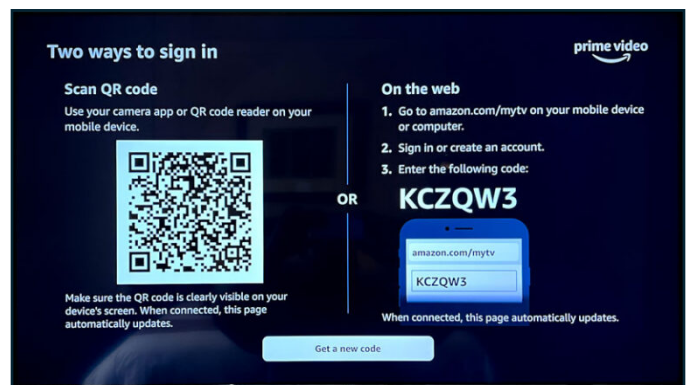
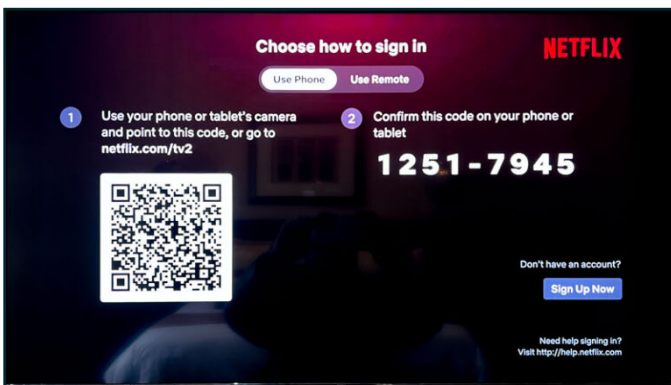
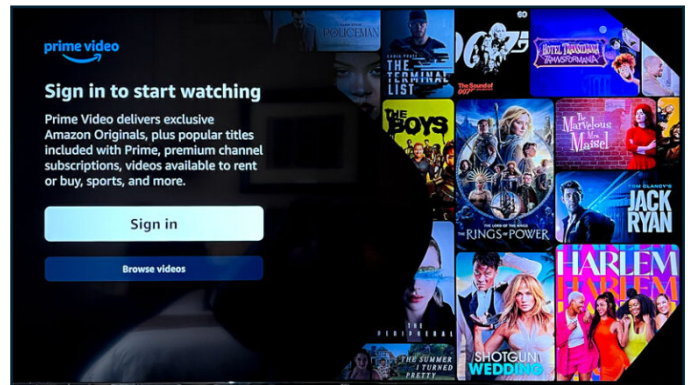



DSTV STREAM

1. Navigate to the **DSTVstream** app on the Smart TV
2. A new window will ask you to enter the link **<http://dstv.stream/tv>** on your Smart phone's Internet browser and enter the Unique code provided on screen.
3. Once paired, a new window will open where you enter your DSTV account information.
4. Upon completion, Your DSTV account will be connected to the TV and you can continue watching with all of your DSTV features and profiles.
5. Go to Live TV and then scroll down to your channel of choice.

DISNEY+

1. Navigate to the **Disney+** app on the Smart TV
2. A new window will open that will request that you agree to the terms and conditions and that you are older than 18yrs of age by clicking on **[Continue]**
3. The next window will ask for your cellphone number connected with your Disney+ account.
4. You will get a SMS with a code that you will be required to enter on the TV screen.
5. Upon completion, you will be paired and can enjoy streaming Disney+



NETFLIX

1. Navigate to the **Netflix** app on the Smart TV
2. A new window will open that will allow you to sign up for a new account or log in with your current account. If you have an account, click on **[Sign In]**
3. Once you have Clicked **[Sign In]** the new window will give you instructions to enter the link **<http://netflix.com/tv2>** on your smart phone's web browser. Log in with your details.
4. You will now be paired with the smart TV

AMAZON PRIME

1. Navigate to the **Amazon Prime Video** app on the Smart TV
2. A new window will open with the option to browse the available videos or to **(Sign In)**
3. The next window will display a link **<http://amazon.com/mytv>** that you need to enter in your Smart phone's web browser and enter the unique code displayed on the TV.
4. Log in with your details to pair with the Smart TV